

Ontario Limited Use and Section 8



Contents

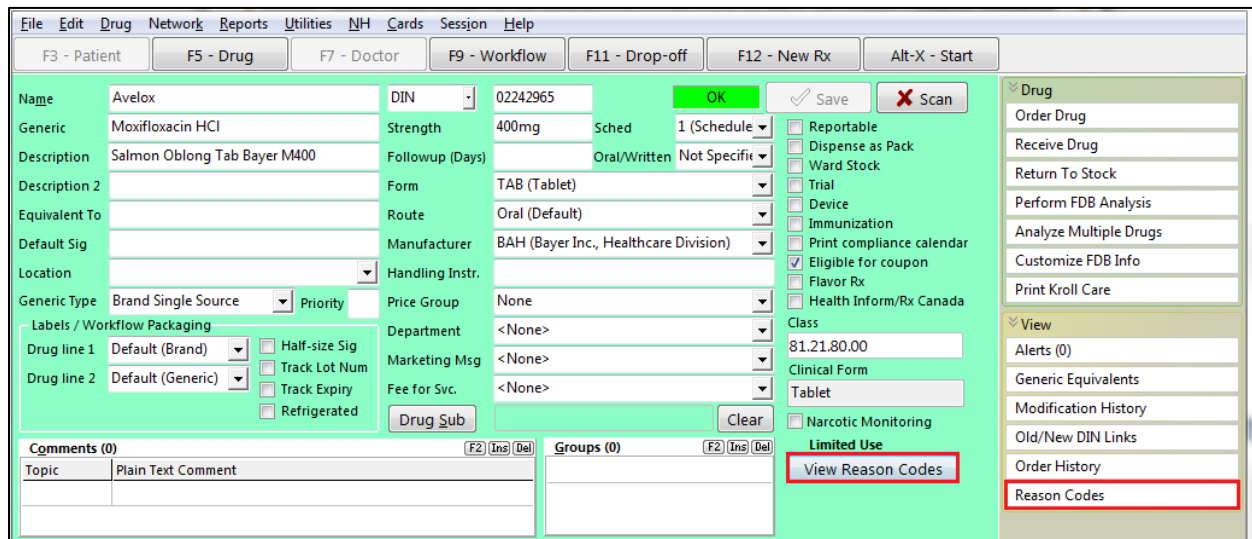
| | |
|--|-----------|
| Viewing Limited Use Codes | 1 |
| Adding Limited Use Drugs to a Patient Profile | 2 |
| Filling a Prescription for an Limited Use Drug | 4 |
| Limited Use Request Report | 5 |
| <i>Method 1: From the Alt-X Start Screen</i> | <i>5</i> |
| <i>Method 2: From the Patient Profile</i> | <i>5</i> |
| <i>Selection tab.....</i> | <i>7</i> |
| <i>Options tab.....</i> | <i>8</i> |
| <i>Customized Text tab.....</i> | <i>9</i> |
| <i>Sample Limited Use Request Report</i> | <i>10</i> |

Ontario Limited Use and Section 8

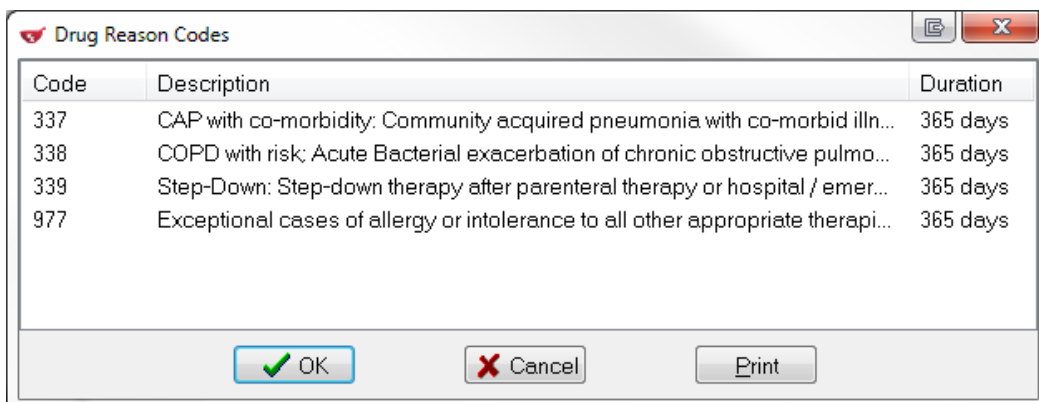
Limited Use products are listed in the ODB CDI Formulary with specific clinical criteria or conditions for use and will be reimbursed only when those conditions have been met. The prescriber must include a Reason for Use code for the ODB recipient to qualify for the coverage.

Viewing Limited Use Codes

1. Call up the drug in the **F5 - Drug** screen. If limited use codes are associated with the drug, a **View Reason Codes** button will appear. You can also view limited use codes associated with the drug but selecting **Reason Codes** from the right navigation pane.



2. The **Drug Reason Codes** screen will appear, displaying all limited use codes associated with the drug.



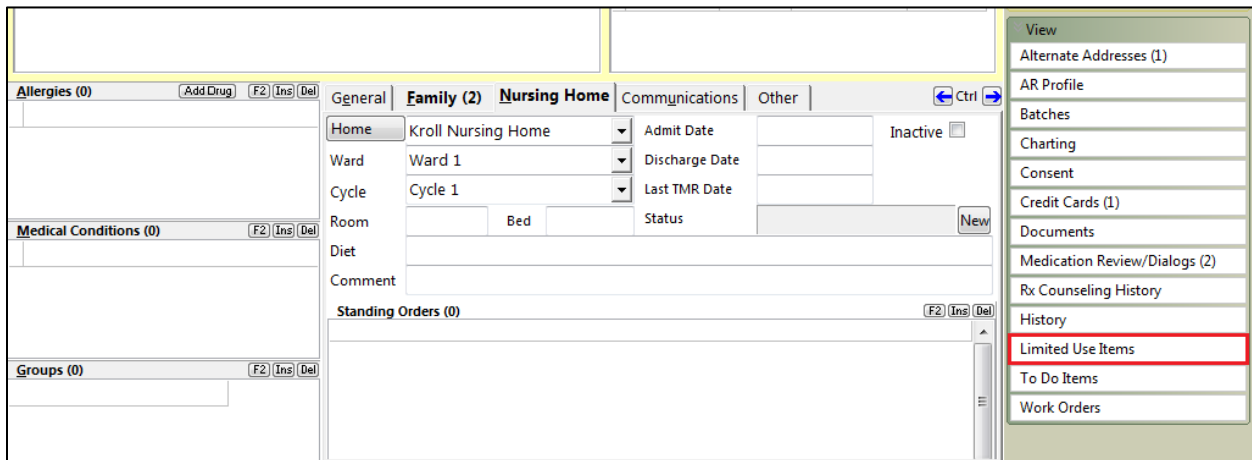
Click **OK** or **Cancel** to close the **Drug Reason Codes** screen or **Print** to generate a **Limited Use Reason Code Report**:

| Limited Use Reason Code Report | | | Printed on: 16/09/2014 14:29:11 |
|--|----------|--|---------------------------------|
| Kroll Computer Systems Pharmacy, Suite 201-1502 West 50th Avenue Vancouver BC V0V 0V0 Phone: (604) 383-1010 Fax: (604) 383-0001 | | | |
| Limited Use Reason Code Report | Code | Limited Use Reason | |
| Drug Form | DIN | | |
| Avelox 400mg TAB | 02242965 | 337 CAP with co-morbidity: Community acquired pneumonia with co-morbid illnesses or failure to first-line therapy. | |
| Avelox 400mg TAB | 02242965 | 338 COPD with risk; Acute Bacterial exacerbation of chronic obstructive pulmonary disease (COPD) with risk factors; bronchiectasis. Risk factors include: poor pulmonary lung function (FEV1 below 50% predicted level), age over 65 years, co-morbid medical illness (congestive heart failure, diabetes, chronic renal failure, chronic liver disease), chronic corticosteroid use, malnutrition, prolonged duration of disease, or 4 more exacerbations/year. | |
| Avelox 400mg TAB | 02242965 | 339 Step-Down: Step-down therapy after parenteral therapy or hospital / emergency department discharge. | |
| Avelox 400mg | | 977 Exceptional cases of allergy or intolerance to all other appropriate therapies. | |

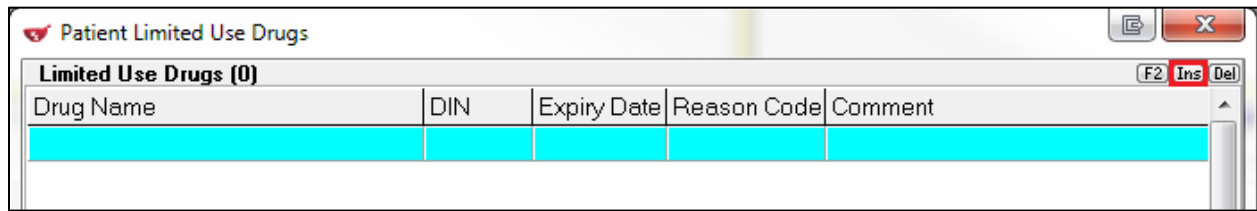
Adding Limited Use Drugs to a Patient Profile

Limited Use numbers are stored at the patient level and they can be attached to a patient without filling a prescription when presented with a LUP form from the patient.

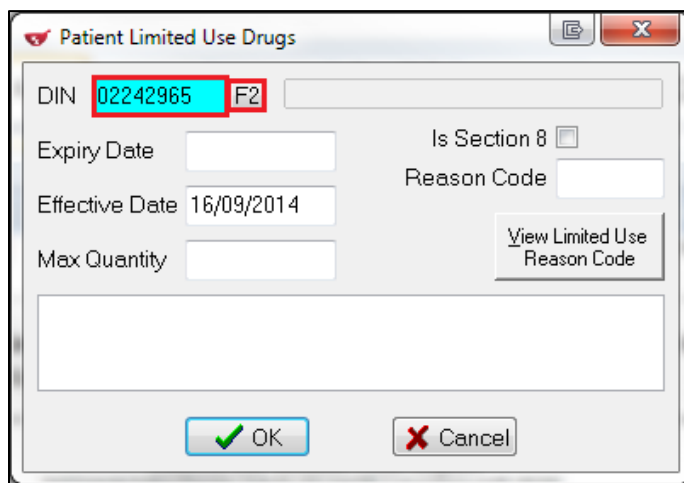
1. Call up the **F3 - Patient** screen for the selected patient and select **Limited Use Items** from the right navigation pane.



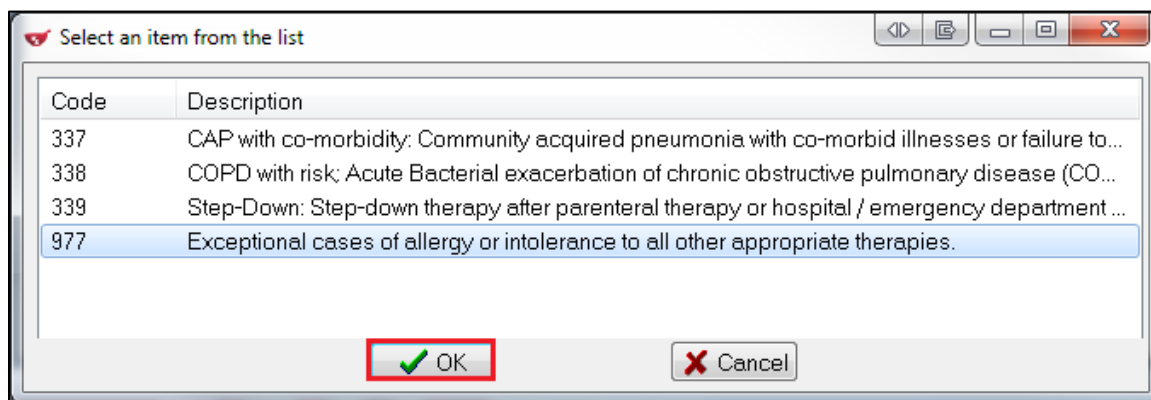
- The **Patient Limited Use Drugs** screen will appear. Click **Ins** or press the **Insert** key on your keyboard to add a new LUP.



- The **Patient Limited Use Drugs** form will appear. Enter the **DIN** or press **F2** to perform a drug search.



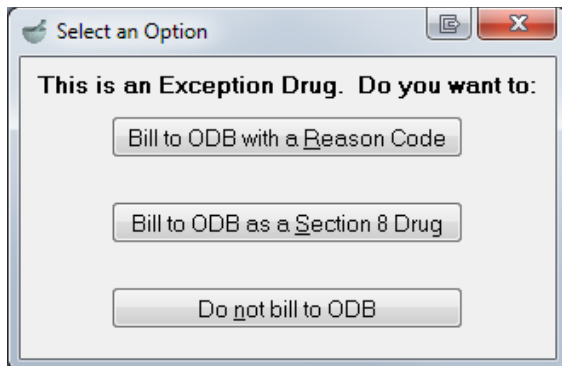
- Click **View Limited Use Reason Code**. A list of reason codes that apply to the selected drug will appear. Select the appropriate reason code and click **OK**.



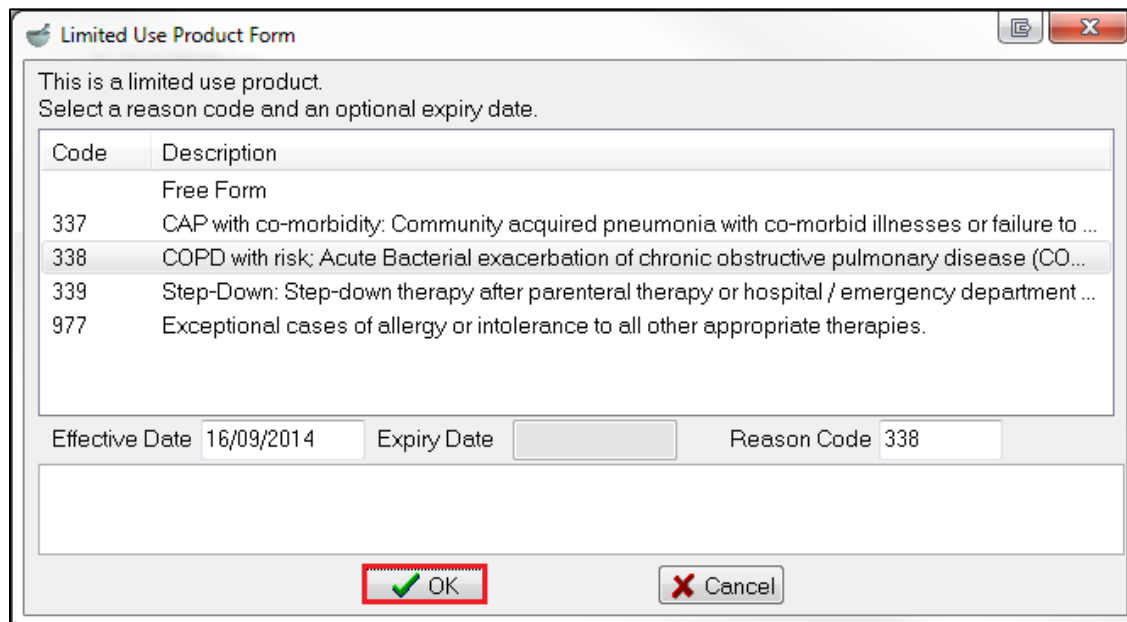
- A **Reason Code** will populate in the **Patient Limited Use Drugs** form. Click **OK** to close the form.

Filling a Prescription for an Limited Use Drug

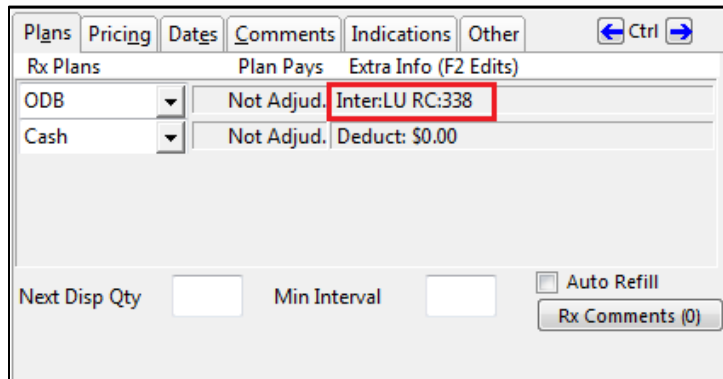
1. Enter the prescription as per usual. When you click **F12 - Fill Rx**, a prompt will appear informing you that you are filling an exception drug.



2. Select **Bill to ODB with a Reason Code**. If the prescription is covered by Section 8, select **Bill to ODB as a Section 8 Drug**.
3. Select the appropriate Limited Use Code and click **OK**.



The Limited Use Code will appear in the **Plans** tab on the **F12** screen:



| Rx Plans | Plan Pays | Extra Info (F2 Edits) |
|----------|------------|-----------------------|
| ODB | Not Adjud. | Inter:LU RC:338 |
| Cash | Not Adjud. | Deduct: \$0.00 |

Next Disp Qty: Min Interval: Auto Refill

Rx Comments (0)

Limited Use Request Report

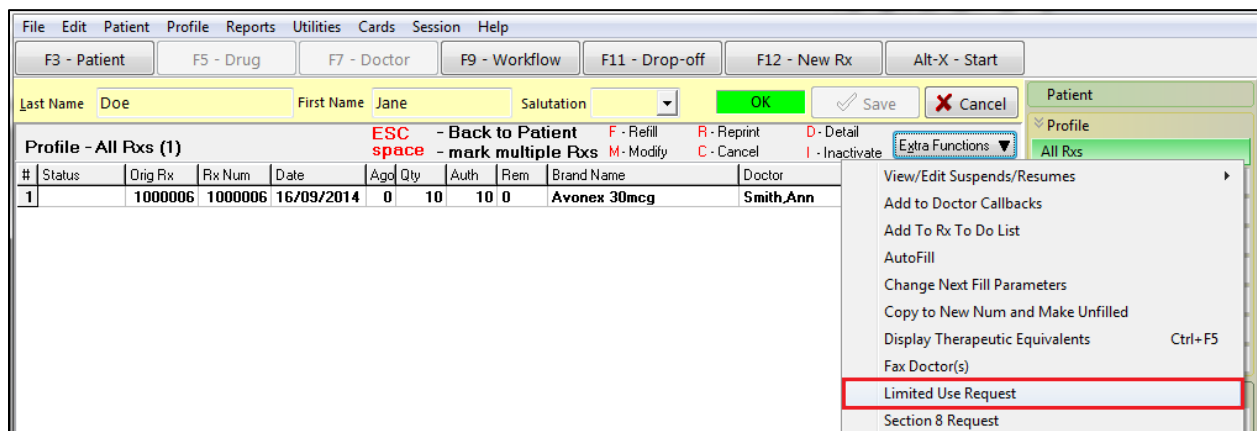
A Limited Use Request that can be printed and faxed to the doctor if an ODB patient has prescription for a drug that is covered by ODB under LUP and the doctor did not indicated the appropriate LUP code on the Rx.

Method 1: From the Alt-X Start Screen

1. Go to **Reports > Patient > Limited Use Request**.
2. The **Limited Use Request** form will appear.

Method 2: From the Patient Profile

1. Call up the **F3 - Patient** screen for the selected patient and select **All Rxs** from the right navigation pane.
2. Use the spacebar to highlight the Rx you want to generate the Limited Use Request for.
3. Select **Extra Functions > Limited Use Request**.



File Edit Patient Profile Reports Utilities Cards Session Help

F3 - Patient F5 - Drug F7 - Doctor F9 - Workflow F11 - Drop-off F12 - New Rx Alt-X - Start

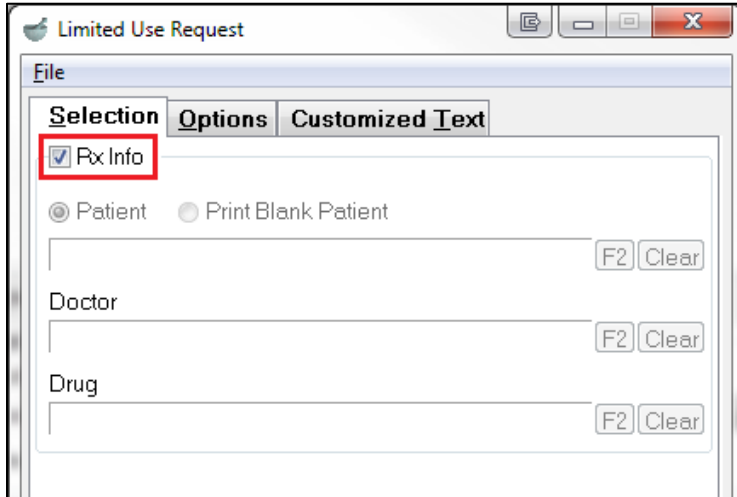
Last Name: Doe First Name: Jane Salutation: OK Save Cancel

Profile - All Rxs (1) ESC - Back to Patient F - Refill R - Reprint D - Detail
space - mark multiple Rxs M - Modify C - Cancel I - Inactivate Extra Functions

| # | Status | Orig Rx | Rx Num | Date | Aggl Qty | Auth | Rem | Brand Name | Doctor |
|---|--------|---------|---------|------------|----------|------|-----|--------------|-----------|
| 1 | | 1000006 | 1000006 | 16/09/2014 | 0 | 10 | 10 | Avonex 30mcg | Smith,Ann |

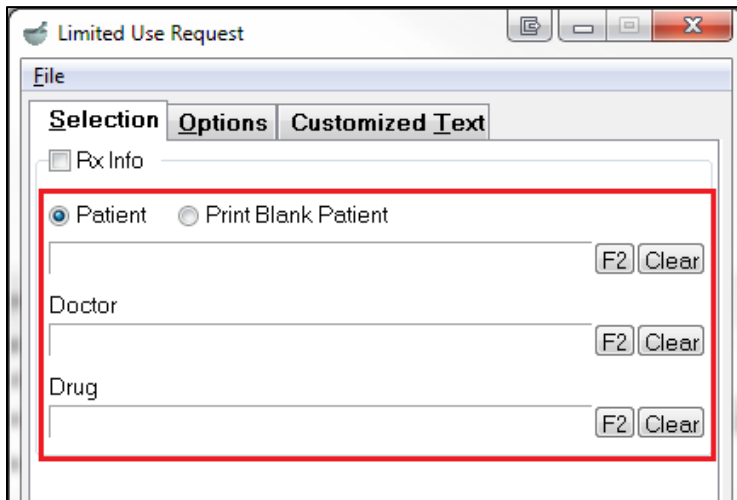
- View/Edit Suspends/Resumes
- Add to Doctor Callbacks
- Add To Rx To Do List
- AutoFill
- Change Next Fill Parameters
- Copy to New Num and Make Unfilled
- Display Therapeutic Equivalents Ctrl+F5
- Fax Doctor(s)
- Limited Use Request**
- Section 8 Request

4. The **Limited Use Request** form will appear. **Rx Info** will be checked by default with all other fields greyed out. This ensures the report only includes information that has been entered for the selected Rx.



The screenshot shows the 'Limited Use Request' window. The 'Selection' tab is active, and the 'Rx Info' checkbox is checked and highlighted with a red box. Below it, the 'Patient' radio button is selected, and the 'Print Blank Patient' radio button is unselected. The 'Doctor' and 'Drug' fields are present but greyed out. Each field has an 'F2' and 'Clear' button to its right.

If you uncheck **Rx Info**, the **Patient**, **Doctor**, and **Drug** field become available.

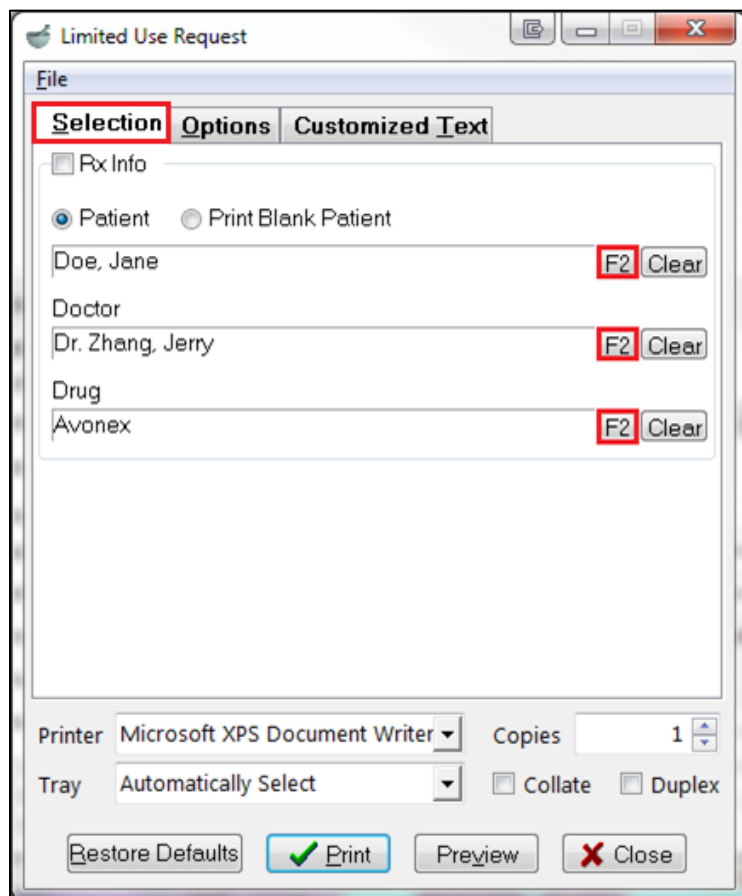


The screenshot shows the 'Limited Use Request' window. The 'Selection' tab is active, and the 'Rx Info' checkbox is unchecked. The 'Patient' radio button is selected, and the 'Print Blank Patient' radio button is unselected. The 'Doctor' and 'Drug' fields are now active and highlighted with a red box. Each field has an 'F2' and 'Clear' button to its right.

Selection tab

The **Selection** tab allows you to specify the patient, doctor, and drug to be included in the report. Click the **F2** button next to the respective field(s) to perform a search and make a selection. Click **Clear** to remove a selected item.

Select **Print Blank Patient** if you do not want any patient information to appear in the report.

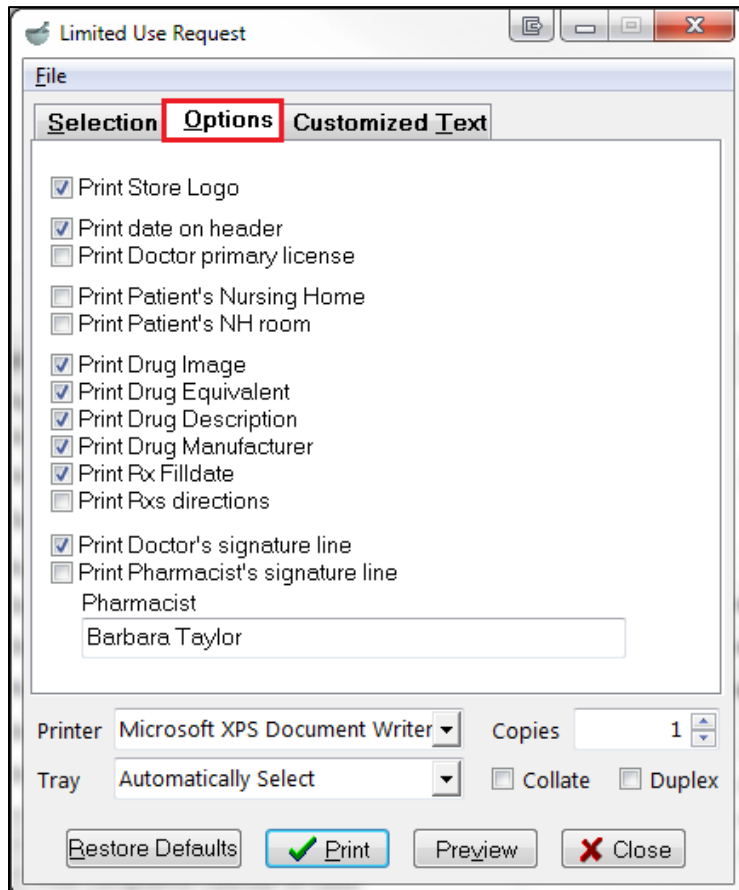


The screenshot shows the 'Limited Use Request' application window. The 'Selection' tab is active and highlighted with a red box. The window contains the following elements:

- File** menu bar
- Selection** tab (highlighted with a red box)
- Options** tab
- Customized Text** tab
- Rx Info
- Patient Print Blank Patient
- Patient field: Doe, Jane (with **F2** and Clear buttons)
- Doctor field: Dr. Zhang, Jerry (with **F2** and Clear buttons)
- Drug field: Avonex (with **F2** and Clear buttons)
- Printer: Microsoft XPS Document Writer
- Copies: 1
- Tray: Automatically Select
- Collate Duplex
- Buttons: Restore Defaults, Print (with a green checkmark), Preview, Close (with a red X)

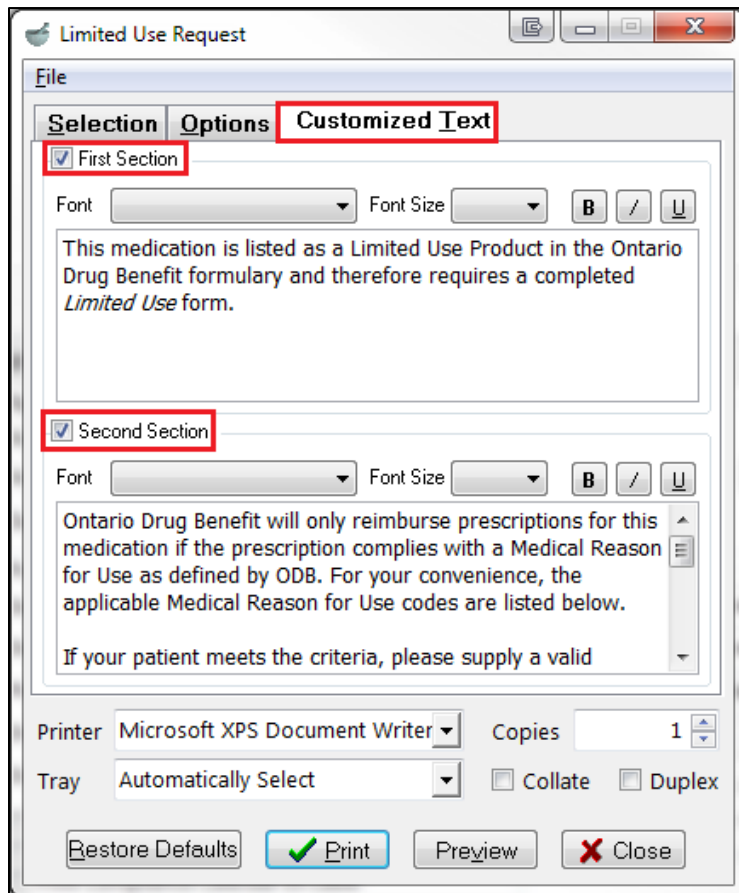
Options tab

The **Options** tab allows you to specify the appearance of the report. Place a checkmark next to the items you want printed in the report.



Customized Text tab

The **Customized Text** tab contains editable text that is printed in the first and second sections of the report. Place a checkmark next to **First Section** and/or **Second Section** to include the entered text in the report.



Click **Preview** to preview the report or **Print** to print.

Sample Limited Use Request Report

Kroll Pharmacy

Greenwoods way Edmonton , AB J4J 4J4
 Phone: (780) 555-5555 Fax: (780) 444-4444

Dr. Drake

Oct 06, 2014

- ON N5A 3H5
 Office: 273-4550

Dr. Zhang:

You have prescribed the following medication for your patient **Jane Doe**

This medication is listed as a Limited Use Product in the Ontario Drug Benefit formulary and therefore requires a completed *Limited Use* form.



DIN: 02238682
 Brand Name: Plavix
 Generic Name: Clopidogrel Bisulfate Description: Salmon Round Tab 75
 Strength: 75mg Manufacturer: SAV
 Drug Form: TAB (Film-coated Tablet)

Ontario Drug Benefit will only reimburse prescriptions for this medication if the prescription complies with a Medical Reason for Use as defined by ODB. For your convenience, the applicable Medical Reason for Use codes are listed below.

If your patient meets the criteria, please supply a valid prescription ensuring the appropriate *Limited Use* code is clearly written and forward back to our pharmacy as soon as possible:

- Patient Name
- Date
- DrugName
- Medical Reason for Use Code
- Doctor Signature
- CPSO #

We appreciate your prompt assistance in this matter. Thank you.

Pharmacist: _____
 April

Medical Reason for Use Codes:

- 375 For patients immediately post-hospitalization for Acute Coronary Syndrome (ACS), in combination with ASA. ACS is defined as any myocardial infarction (MI) or unstable angina (UA).
- 376 For patients immediately pre- or post- percutaneous coronary intervention (PCI). *Therapy may be initiated up to 10 days prior to PCI.
- 411 For patients who experience a stroke or transient ischemic attack while taking Aggrenox (dipyridamole & ASA) or ASA alone; or For patients experiencing ongoing severe symptomatic peripheral vascular disease (i.e. with Ankle Brachial Index < 0.5) after a vascular event while on ASA. ASA should not be used concomitantly; or For patients requiring ASA with documented severe allergy to ASA, such as anaphylactic reaction or bronchospasm. Gastrointestinal events, including GI bleeds, are excluded.

Page 1 of 1

THIS TELECOPY IS **CONFIDENTIAL** AND IS INTENDED TO BE RECEIVED BY THE ADDRESSEE ONLY. IF THE READER IS NOT THE INTENDED RECIPIENT THEREOF, YOU ARE ADVISED THAT ANY DISSEMINATION, DISTRIBUTION OR COPYING OF THIS FACSIMILE IS **STRICTLY PROHIBITED**